



ISSN: 0976-3031

Available Online at <http://www.recentscientific.com>

CODEN: IJRSFP (USA)

International Journal of Recent Scientific Research
Vol. 8, Issue, 7, pp. 18683-18685, July, 2017

**International Journal of
Recent Scientific
Research**

DOI: 10.24327/IJRSR

Research Article

DIELECTRIC CONSTANT MEASUREMENTS OF PURE AND Cu²⁺ DOPED POLYVINYL CHLORIDE THIN FILMS

Bhagyasree K., Madhava Kumar Y., Gopal N.O and Ramu Ch*

Department of Physics, Vikrama Simhapuri University PG centre, Kavali 524201, India

DOI: <http://dx.doi.org/10.24327/ijrsr.2017.0807.0549>

ARTICLE INFO

Article History:

Received 15th April, 2017
Received in revised form 25th
May, 2017
Accepted 23rd June, 2017
Published online 28th July, 2017

Key Words:

PVC, Dielectric properties,
Impedance Analysis

ABSTRACT

Solid polymer electrolytes (SPEs) consisting of poly (vinyl chloride) complexed with CuSO₄ have been synthesized by solution casting method. The ionic conductivity, dielectric response of the SPE system is studied within the frequency range 100 Hz - 2 MHz. The electrical conductivity was evaluated from ac impedance spectroscopy studies in the temperature range 303-363 K and the conductivity was found to increase with increasing temperature. The maximum ionic conductivity value 5.1 x 10⁻⁴ S/cm has been observed for 5 mol% at 363 K using impedance spectroscopy technique. Dielectric relaxation studies of the polymer electrolyte have been undertaken and the results are discussed. It is observed that magnitude of dielectric permittivity is high in the lower frequency region due to electrode polarization (EP) effect.

Copyright © Bhagyasree K et al, 2017, this is an open-access article distributed under the terms of the Creative Commons Attribution License, which permits unrestricted use, distribution and reproduction in any medium, provided the original work is properly cited.

INTRODUCTION

Solid polymer electrolytes (SPEs) are playing a vital role in the fabrication of rechargeable batteries, electrochemical cells, supercapacitors, solar cells, and specific ion sensors [1-5]. Solid polymers have better mechanical strength than those of liquid and gel polymer electrolytes. SPE are synthesized using solution casting which facilitates fabrication in desired geometry. SPE also offers good contact between electrolyte and electrode [6-10]. The ion conducting polymer electrolytes are formed by the dissolution of alkali metal salts into the various polymer hosts. Dielectric or electrical insulating materials are understood as the materials in which electrostatic fields can persist for a long time. These materials offer a very high resistance to the passage of electric current under the action of the applied direct-current voltage and therefore sharply differ in their basic electrical properties of conductive materials. Layers of such substances are commonly inserted into capacitors to improve their performance, and the term dielectric refers specifically to this application.

The use of a dielectric in a capacitor presents several advantages. The simplest of these is that the conducting plates can be placed very close to one another without risk of contact. Also, if subjected to a very high electric field, any substance will ionize and become a conductor. Dielectrics are more resistant to ionization than air, so a capacitor containing a

dielectric can be subjected to a higher voltage. Also, dielectrics increase the capacitance of the capacitor. An electric field polarizes the molecules of the dielectric producing concentrations of charge on its surfaces that create an electric field opposed (antiparallel) to that of the capacitor. Thus, a given amount of charge produces a weaker field between the plates than it would without the dielectric, which reduces the electric potential. Considered in reverse, this argument means that, with a dielectric, a given electric potential causes the capacitor to accumulate a larger charge.

Poly (vinyl chloride) (PVC) can act as a mechanical stiffener in the electrolyte due to its immiscibility with the plasticizer. Poly (vinyl chloride) (PVC) is one of the most important commercial polymers that have wide a range of applications. PVC is a linear, thermoplastic and substantially amorphous polymer, with a huge commercial interest due to the accessibility to basic raw materials and its properties. It is used as thermoplastic due to its many valuable properties like low price, good process ability, chemical resistance, good mechanical strength, thermal stability and low flammability [11]. Currently, PVC is one of the world's leading synthetic polymers with global consumption of above 40 million tonnes per annum [12]. The major aim of this study is to investigate a wide range of the electrical properties of PVC films by doping with different concentrations of Cu²⁺ and at different temperatures.

*Corresponding author: **Bhagyasree K**

Department of Physics, Vikrama Simhapuri University PG centre, Kavali 524201, India

Experimental Part

Poly(vinyl chloride) (PVC) has a mean relative molecular mass of about 5,34,000 g/mol. PVC polymer films doped with CuSO₄ in various concentrations were prepared at room temperature by solution cast method. The desired concentration of CuSO₄ solutions (1, 2, 3, 4 and 5 mol%) were prepared by using distilled water. 1g/mol of PVC polymer is dissolved in tetrahydrofuran (THF) separately. Different amounts of CuSO₄ solution (1, 2, 3, 4 and 5 mol%) was added into the polymer solution. The mixture solution was magnetically stirred for 10-12 hours to get the homogeneous mixture and then cast onto poly propylene dishes. The film was slowly evaporated at room temperature to obtain free standing polymer film at the bottom of the dishes.

In order to investigate the nature of the polymer films, the electrical conductivity of polymer complexes was performed by using Hioki 3532-50 LCR Hi-Tester interfaced to a computer in the frequency range 100 Hz -2 MHz and temperature range 303-363K.

Dielectric Properties

The frequency dependence of the real and imaginary part of dielectric constant (ϵ' and ϵ'') for all the samples was studied at different temperature in the range of 20 Hz to 2 MHz. Figures 1 and 2 depict the variation of the real and imaginary part of the dielectric constant (ϵ' and ϵ'') as a function of frequency in the temperature range 303-363K for PVC films. From the graphs, it is clearly seen that dielectric constant (ϵ_r) decreases as the frequency increases in all cases. The higher values of dielectric constant at low frequencies may be due to the presence of all the four polarizations namely space charge, oriental, electronic and ionic polarization and its low values at

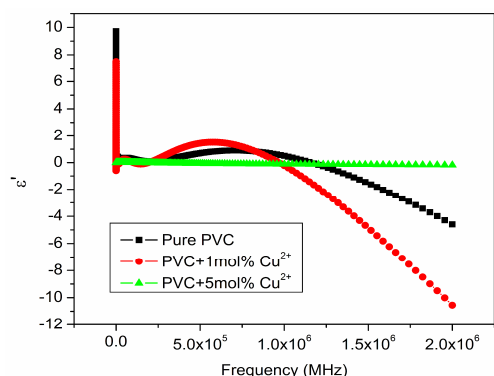
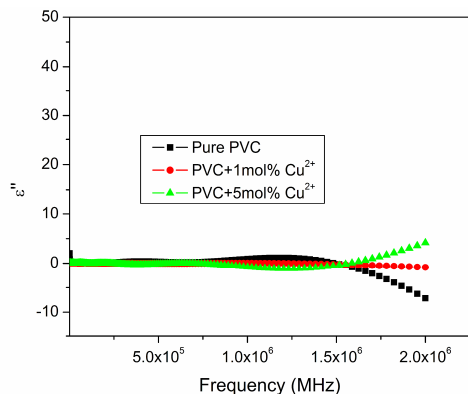


Figure 1 Variation of Real part of dielectric constant with frequency plots of Cu²⁺ doped PVC electrolytes



high frequencies might be due to the loss of importance of these polarizations [13]. At these low frequencies, dipoles follows the field direction and the values of ϵ' are found to be very high due to the EP phenomenon [14]. At moderate frequencies, dipoles begin to lag behind the field so the values of ϵ' start to decrease. However, in the high frequency range dipoles cannot orient themselves in the applied electric field direction and hence the values of ϵ' reach its minimum values [15]. This suggests that the dielectric loss is strongly dependent on the frequency of the applied field and very low dielectric loss indicates the high purity of the films.

Impedance analysis

The impedance curves of PVC doped CuSO₄ (1 and 5 mol%) at room temperature are shown in figure 3. The disappearance of the semicircle portion in the impedance curve leads to a conclusion that the current carriers are ions and this leads one to further conclude that total conductivity is mainly the result of ion conduction [16]. Therefore, the free volume around the polymer chain causes the mobility of ions and polymer segments and hence the conductivity. Hence, the increment of composition causes the increase in conductivity due to the increased free volume and their respective ionic and segmental mobility. The ionic conductivity was calculated from

$$\sigma = \frac{l}{R_b A} \dots\dots\dots (1)$$

where l and A represents the thickness and area of the film. R_b is the bulk resistance of the electrolyte obtained from the intercept on the real axis at the high frequency end of the Nyquist plot of complex impedance.

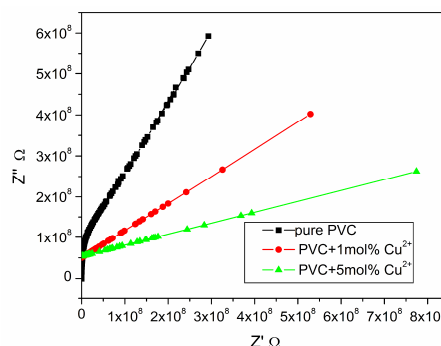


Figure 3 Nyquist plots of Cu²⁺ doped PVC polymer electrolyte at different compositions at 303K.

From Figure 4, an inclined straight line in the low frequency region is due to the dominance of electrode polarization (EP)

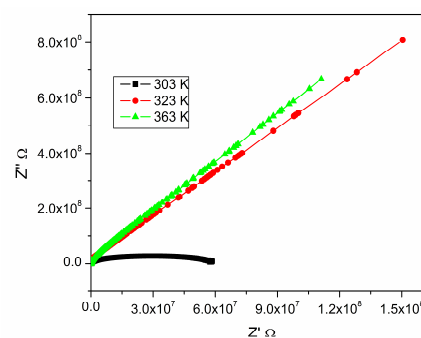


Figure 4 Nyquist plots of Cu²⁺ doped PVC polymer electrolyte at different temperatures

effect. The semi-circle is not observed in high frequency region. However, it is known that the region below the intercept represents the impedance due to EP effect while above the intercept gives the impedance due to bulk of the SPE.

From the Table 1, it is depicted that the maximum conductivity value 5.1×10^{-4} S/cm at 363 K is observed. The maximum conductivity 4.12×10^{-4} S/cm at room temperature with good mechanical stability has been observed for 5mol% Cu^{2+} system among the various compositions studied. Figure 5, shows the conductivity versus temperature inverse plots of Cu^{2+} doped PVC polymer electrolytes respectively. The Figure 5, shows that the ionic conduction in all polymer electrolyte system obeys the VTF (Vogel - Tamman- Fulcher) relation, which describes the transport properties in a viscous matrix [17]. It supports the idea that the ions move through the plasticizer rich phase, which is the conductivity medium and involves.

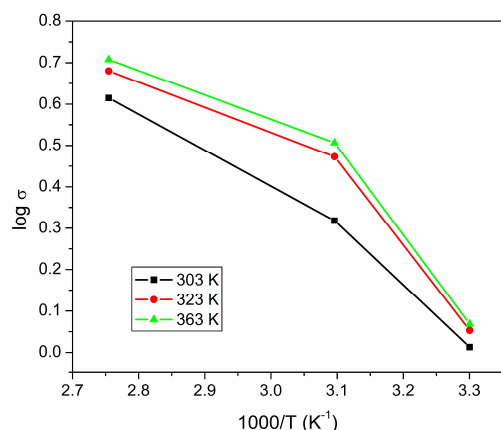


Figure 5 Variation of ac conductivity with temperature of Cu^{2+} doped PVC films at different temperatures.

Table 1 Ionic conductivity values of PVC complexed with CuSO_4

Composition	Ionic conductivity values of PVC doped Cu^{2+} ($\times 10^{-4}$ S/cm)		
	303	323	363
Pure			
1 mol %	1.03	1.13	1.17
5 mol %	2.08	2.98	3.41
	4.12	4.78	5.1

CONCLUSIONS

PVC based polymer electrolytes were prepared by solvent cast technique. All electrolytes show appreciable conductivity even at room temperature. Maximum conductivity 5.1×10^{-4} S/cm at 363 K temperature with good mechanical stability has been observed for PVC doped 5 mol% Cu^{2+} . The maximum conductivity 4.12×10^{-4} S/cm at room temperature with good mechanical stability has been observed for 5mol% Cu^{2+} system among the various compositions studied. The dielectric relaxation of the samples was also discussed. Large magnitudes of values are observed in the low frequency region is due to EP effect.

References

1. M. A. Ratner, D. F. Shriver, "Ion transport in solvent-free polymer", *Chemicals Reviews*, 88(1), 1988, 109-124.

2. E. Ruiz-Hitzky, P. Aranda, "Polymer-salt intercalation complexes in layer silicates", *Advanced Materials*, 11, 1990, 545-547.
3. F. Croce, G. B. Appetcchi, L. Parsi, B. Scorsati, "Nonocomposite polymer electrolytes for lithium batteries", *Letters to Natures*, 394, 1998, 456-458.
4. K. Murata. "An overview of research and development of solid polymer electrolyte batteries", *Electrochimica Acta*, 40, 1995 2177-2184.
5. M. Jaipal Reddy, P. P. Chu, T. Sreekanth, U. V. Subba Rao, "PEO: KIO_3 polymer electrolyte system – Its applications to solid state electrochemical cell", *Journal of Materials Science: Materials in Electronics*, 12, 2001, 153-156.
6. Y. L. Lee, B. Crist, "Phase behaviour and conductivity in poly (ethylene oxide)-sodium thiocyanate system", *Journal of Applied Physics*, 60, 1986, 2683-2689.
7. S. Sreepathi Rao, M. Jaipal Reddy, E. Laxmi Narsaiah, U.V. Subb A Rao, "Development of electrochemical cells based on (PEO+ NaYF_4) and (PEO+ KYF_4) polymer electrolytes", *Materials Science and Engineering B*, 33, 1995, 173-177.
8. T. Sreekanth, M. Jaipal Reddy, S. Ramalingaiah, U. V. Subba Rao, "Ion-conducting polymer electrolyte based on poly (ethylene oxide) complexed with NaNO_3 salt-application as an electrochemical cell", *Journal of Power Sources*, 79, 1999, 105-110.
9. Bac, M. Ciosek, M. Bukat, M. Marczewski, H. Marczewska, W. Wiczorek, "The effect of type of the inorganic filler and dopant salt concentration on the PEO– LiClO_4 based composite electrolyte-lithium electrode interfacial resistivity", *Journal of Power Sources*, 2006,159, 405-411.
10. J. Siva Kumar, A. R. Subrahmanyam, M. Jaipal Reddy, U. V. Subba Rao, "Preparation and study of properties of polymer electrolyte system (PEO+ NaClO_3)", *Materials Letters*, 2006, 60, 3346-3349.
11. Mediha KOK, Demirelli K, Aydogdu Y, "Thermo physical Properties of Blend of Poly (Vinyl Chloride) with Poly (Isobornyl Acrylate)", *International Journal of Science & Technology*, 2008, 3(1), 37-42.
12. Warren H, "Global vinyls outlook: Building on change", In Proceedings of 30Annual World Petrochemical Conference; 2015 Mar 24-27; Houston, Texas, USA. p. 479-503
13. Chithambaram, V., Jerome Das, S., Arivudai Nambi R., Srinivasan K., Krishnan, S., *Physica B*. 405, 2010, 2605-2609.
14. R. J. Sengwa, S. Sankhla, S. Choudhary, (2010) Effect of melt compounding temperature on dielectric relaxation and ionic conduction in PEO– NaClO_4 –MMT nanocomposite electrolytes, *Ionics*, 16,2010,697-707.
15. X. Qian, N. Gu, C. Zhiliang, (2001) Methods to study the ionic conductivity of polymeric electrolytes using a.c impedance spectroscopy, *Journal of Solid State Electrochemistry*, 6,2001,8-15
16. M.M.E. Jacob, S.R.S. Prabakaran, S. Radhakrishna, *Solid State Ionics*, 104, 1997, 267-276.
17. S. Rajendran, T. Uma, T.Mahalingam, *European polymer Journal*, 36, 2000, 2617-2677.
